

Loyalty

7.05.2015 - 7.05.2015

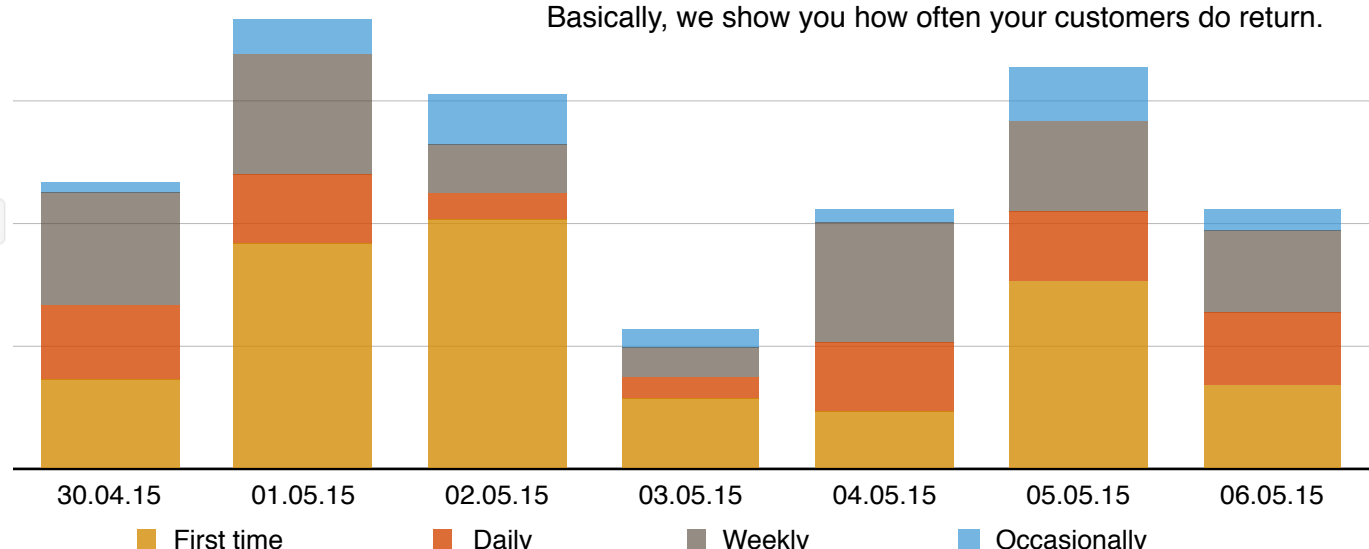
Show all active location

- K-shoes, Palmer Park Mall
- K-shoes, ABQ Uptown
- K-shoes, Altamonte Mall

CountBOX

Total Individual

CountBOX Wi-Fi smart device is permanently watching wireless network. As far as customers are going in and out our smart system is tracking all spotted devices and stores their unique ID to the database. After this we visualize proportion between visits frequency and all devices quantity. Basically, we show you how often your customers do return.



Show the table

Date	Total	First time		Daily		Weekly		Occasionally	
		Qty	%	Qty	%	Qty	%	Qty	%
30.04.15	585	180	31 %	153	26 %	233	40 %	19	3 %
01.05.15	915	461	50 %	141	15 %	244	27 %	69	8 %
02.05.15	763	511	67 %	52	7 %	97	13 %	103	13 %
03.05.15	288	146	51 %	44	15 %	59	20 %	39	14 %
04.05.15	531	118	22 %	142	27 %	242	46 %	29	5 %
05.05.15	817	386	47 %	139	17 %	185	23 %	107	13 %
06.05.15	531	174	33 %	142	27 %	171	32 %	44	8 %

Engagement

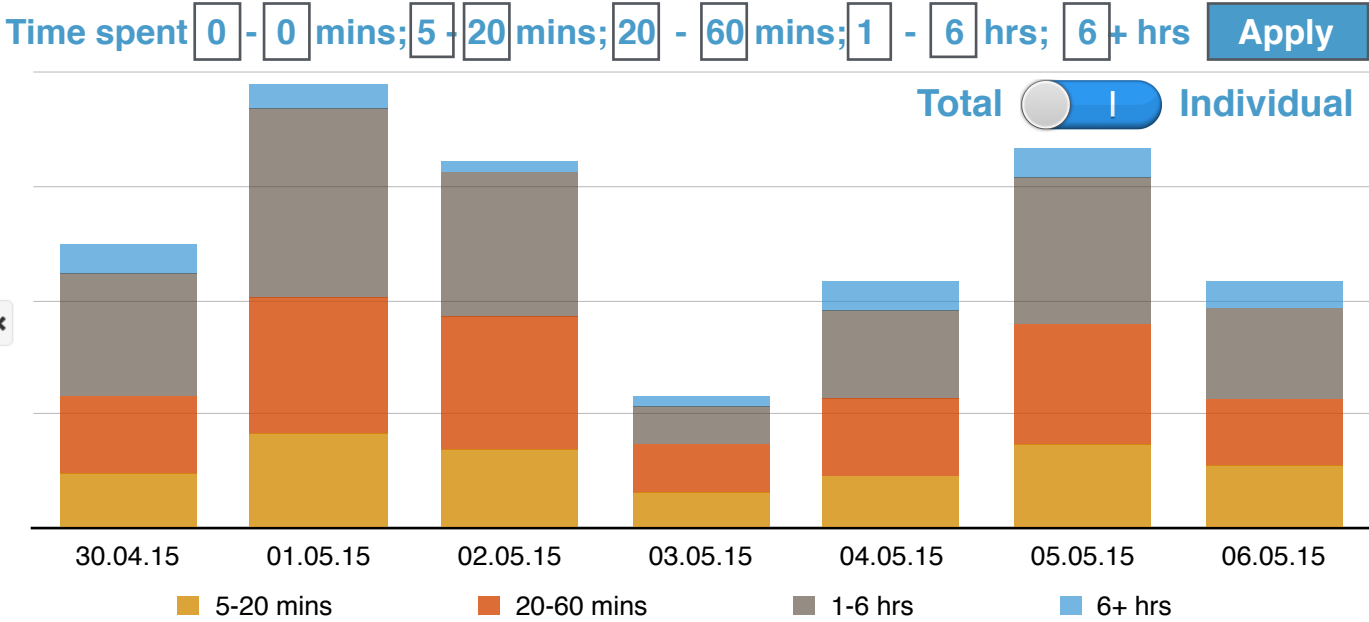
Engagement reports system allows you to customize the most significant time intervals for your business. For example, you know - 1 to 3 minutes spent in your location usually means, people are not going to buy anything. However, you know for sure, that 4-15 minutes spent usually leads for a small purchase. And you also know that 15-45 minutes spent increases purchase amount twice, or even more. So, that's your most significant intervals. After you setup them, CountBOX starts to provide you analytics. We'll show you for how long customers prefer to stay at your store and what's the proportion between different time groups.

7.05.2015 - 7.05.2015

Show all active location

- K-shoes, Palmer Park Mall
- K-shoes, ABQ Uptown
- K-shoes, Altamonte Mall

CountBOX



Show the table

Date	Total	5-20 mins		20-60 mins		1-6 hrs		6+ hrs	
		Qty	%	Qty	%	Qty	%	Qty	%
30.04.15	621	123	20 %	169	27 %	267	43 %	62	10 %
01.05.15	972	207	21 %	296	30 %	418	43 %	51	5 %
02.05.15	800	176	22 %	292	37 %	309	39 %	23	3 %
03.05.15	290	84	29 %	103	36 %	82	28 %	21	7 %
04.05.15	538	115	21 %	167	31 %	192	36 %	64	12 %
05.05.15	834	186	22 %	262	31 %	320	38 %	66	8 %
06.05.15	539	138	26 %	147	27 %	195	36 %	59	11 %

Dwell time

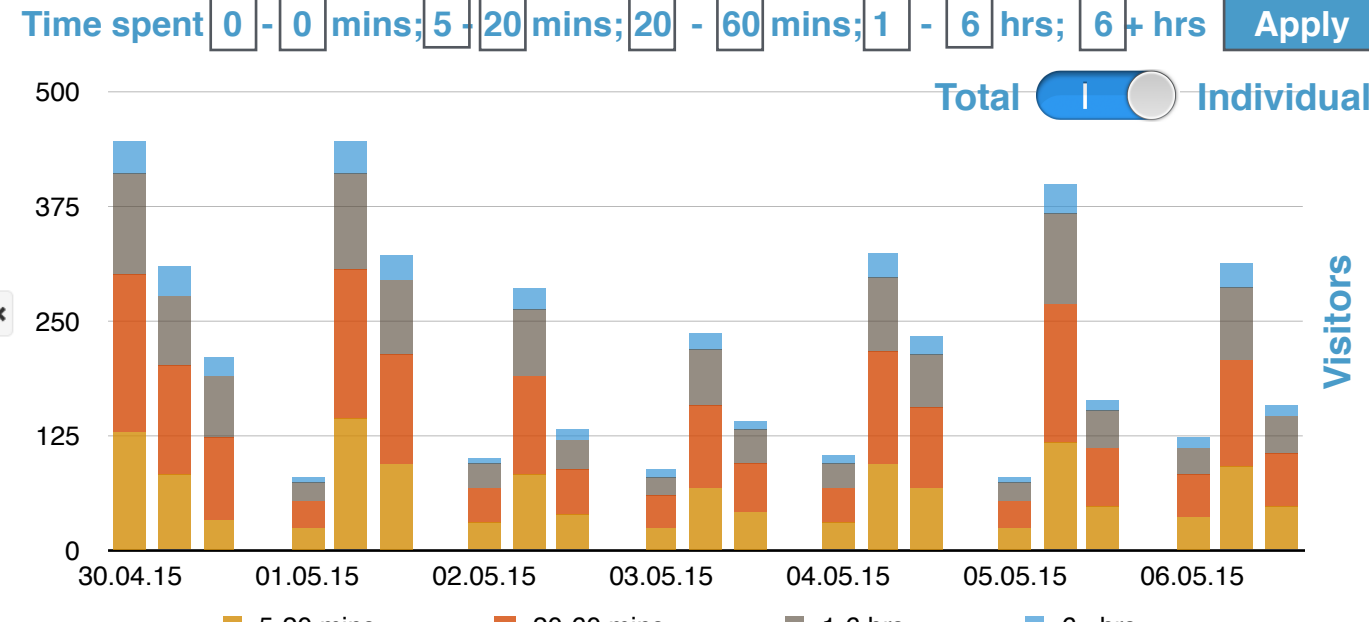
Dwell time report collects together percentage of returned customers with time intervals and visualize it for you.

7.05.2015 - 7.05.2015

Show all active location

- K-shoes, Palmer Park Mall
- K-shoes, ABQ Uptown
- K-shoes, Altamonte Mall

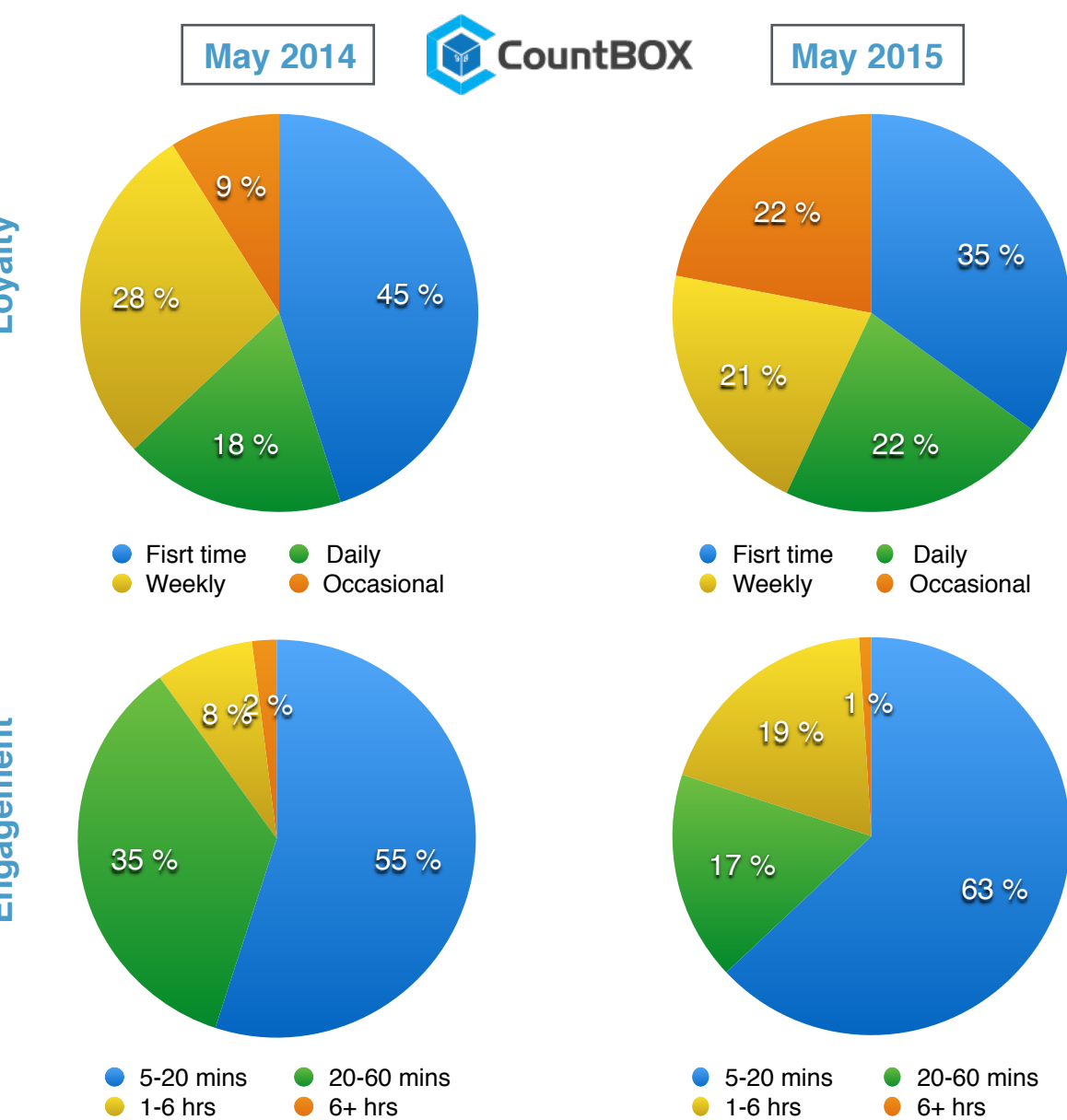
CountBOX



Show the table

Date	Location	Total visitors	5-20 mins		20-60 mins		1-6 hrs		6+ hrs	
			Qty	%	Qty	%	Qty	%	Qty	%
30.04.15	K-shoes, Palmer Park Mall	447	130	29 %	170	38 %	112	25 %	36	8 %
	K-shoes, ABQ Uptown	309	83	27 %	117	38 %	77	25 %	31	10 %
	K-shoes, Altamonte Mall	243	32	13 %	92	38 %	66	27 %	19	8 %
01.05.15	K-shoes, Palmer Park Mall	79	24	31 %	30	38 %	20	25 %	6	8 %
	K-shoes, ABQ Uptown	424	144	34 %	161	38 %	106	25 %	34	8 %
	K-shoes, Altamonte Mall	320	93	29 %	122	38 %	80	25 %	26	8 %
02.05.15	K-shoes, Palmer Park Mall	101	29	29 %	38	38 %	25	25 %	8	8 %
	K-shoes, ABQ Uptown	285	83	29 %	108	38 %	71	25 %	23	8 %
	K-shoes, Altamonte Mall	132	38	29 %	50	38 %	33	25 %	11	8 %
03.05.15	K-shoes, Palmer Park Mall	87	25	29 %	33	38 %	22	25 %	7	8 %
	K-shoes, ABQ Uptown	237	69	29 %	90	38 %	59	25 %	19	8 %
	K-shoes, Altamonte Mall	142	41	29 %	54	38 %	36	25 %	11	8 %
04.05.15	K-shoes, Palmer Park Mall	102	30	29 %	39	38 %	26	25 %	8	8 %
	K-shoes, ABQ Uptown	323	94	29 %	123	38 %	81	25 %	26	8 %
	K-shoes, Altamonte Mall	233	68	29 %	89	38 %	58	25 %	19	8 %
05.05.15	K-shoes, Palmer Park Mall	79	23	29 %	30	38 %	20	25 %	6	8 %
	K-shoes, ABQ Uptown	400	116	29 %	152	38 %	100	25 %	32	8 %
	K-shoes, Altamonte Mall	165	48	29 %	63	38 %	41	25 %	13	8 %
06.05.15	K-shoes, Palmer Park Mall	122	35	29 %	46	38 %	31	25 %	10	8 %
	K-shoes, ABQ Uptown	311	90	29 %	118	38 %	78	25 %	25	8 %
	K-shoes, Altamonte Mall	159	46	29 %	60	38 %	40	25 %	13	8 %

Monthly Loyalty Overview



First time	Daily	Weekly	Occasional
45 %	18 %	28 %	9 %

5-20 mins	20-60 mins	1-6 hrs	6+ hrs
55 %	35 %	8 %	2 %

First time	Daily	Weekly	Occasional
35 %	22 %	21 %	22 %

5-20 mins	20-60 mins	1-6 hrs	6+ hrs
63 %	17 %	19 %	1 %